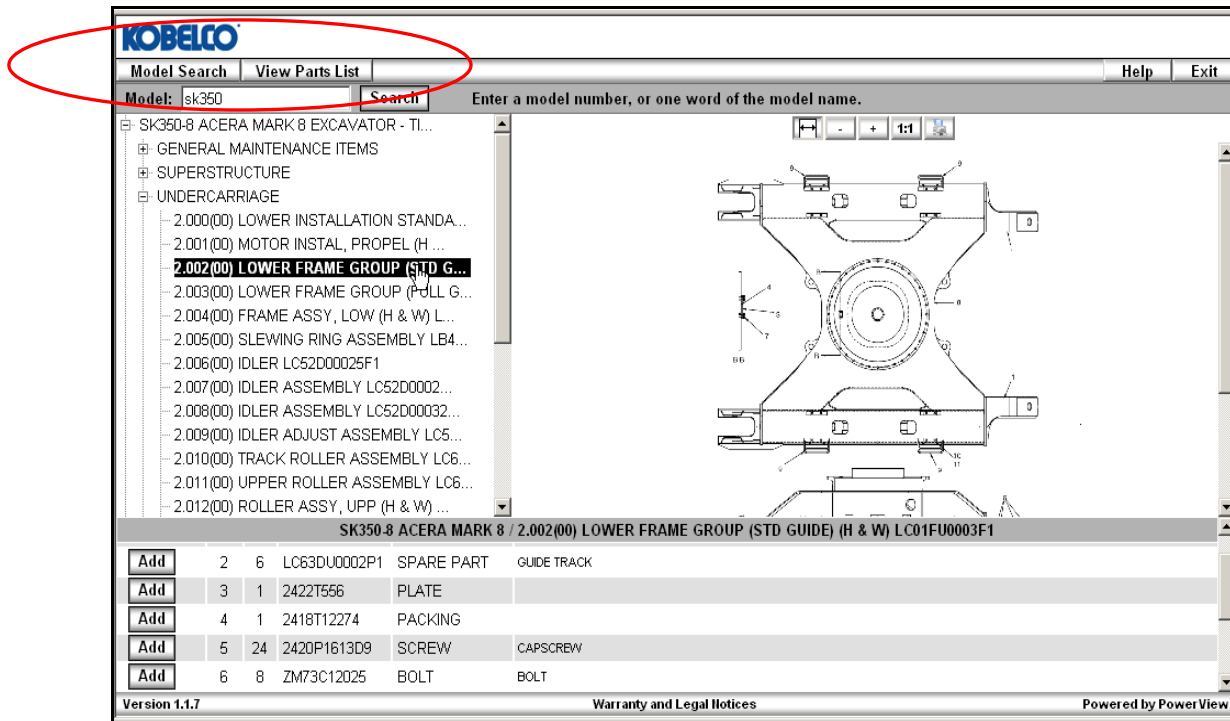


Customer Parts Catalog (CPC) Using CPC Quick Reference

Once the Customer Parts Catalog is open, you may be wondering what to do next. Here are a few quick steps to help you through the process of adding parts to a part list and sending that part list to your local dealership.

- 1) Enter the model number or partial model name you are researching and press Enter or click Search. Click on the appropriate model to display the sections. Click on the appropriate section to display the figure titles and then click on the appropriate figure. Once the figure is displayed, review the image and the parts in the bottom of the window to locate those that you wish to add to your parts list.



- 2) On the image, use these buttons to help you see the image detail. These buttons are (from left to right): Fit to Window, Zoom Out, Zoom In, Full Size(1:1), View Printable Figure/Parts List.



Fit to Window – returns the image to it's default size.

Zoom Out – makes the image smaller.

Zoom In – makes the image larger.

1:1 or Full Size – adjusts the image to it's largest format

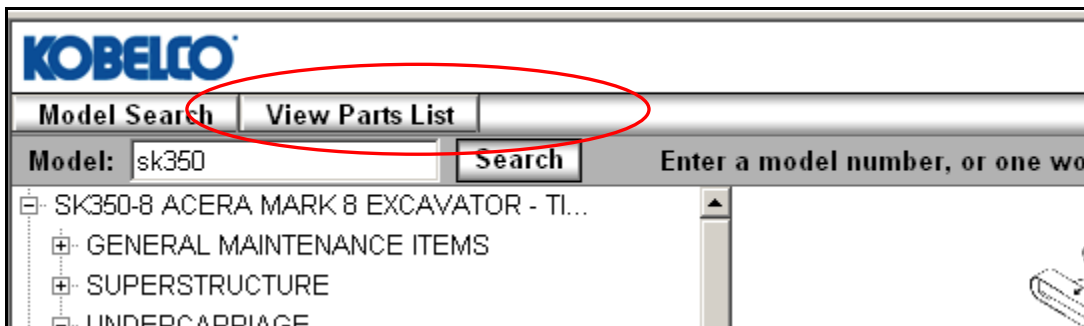
View Printable Figure/Parts List – this opens a separate window where the full size image is at the top and the parts for that image are at the bottom. From this separate window you can Print the Image only, Print the Part list only or Print Both. Click Return to Catalog when completed.

Customer Parts Catalog (CPC) Using CPC Quick Reference

- 3) At the bottom of the image you will see the parts for that image. You can click **Add** for the parts you wish to add to your Parts List. A green checkmark signifies that part was added to your parts list. You can change the quantity in a later step.

	Key	Qty	Part Number	Part Name	
Add	1	4	24100N7035F3	ROLLER	
Add <input checked="" type="checkbox"/>	1-1	1	2413N490	ROLLER	
Add <input checked="" type="checkbox"/>	1-2	1	2410P815	SHAFT	SHA
Add	1-3	1	2418P25285	RING	COL

- 4) Continue researching parts by clicking a different figure title in the list, a different section or by changing the model you are researching.
- 5) When you are ready to send this list of parts to your local dealership, click on the **View Parts List** button at the top.



- 6) On the View Parts List screen, you can delete parts by clicking on the X on the left or you can change the quantity of a part by clicking on the quantity box on the right.

The screenshot shows the 'View Parts List' screen. At the top, there are buttons for 'Model Search', 'View Parts List', 'Help', and 'Exit'. Below that, there are navigation buttons: '< Back', 'Delete All', 'Print', and 'Continue >'. The main table lists parts with columns for Part Number, Part Name, Description, and Qty. Red circles highlight the 'X' delete buttons in the first column and the quantity boxes in the last column.

	Part Number	Part Name	Description	Qty
X	2413N490	ROLLER	Model: SK350-8 ACERA MARK 8 -- 2.011(00) UPPER ROLLER	1
X	2410P815	SHAFT	Model: SK350-8 ACERA MARK 8 -- 2.011(00) UPPER ROLLER	1
X	2418P25285	RING	Model: SK350-8 ACERA MARK 8 -- 2.011(00) UPPER ROLLER	1
X	2405T1778	BUSHING	Model: SK350-8 ACERA MARK 8 -- 2.011(00) UPPER ROLLER	2

- 7) You can print this list as it looks on the screen or you can continue on to enter your customer information and also submit this quote to your local dealership. Click **Continue** when your list is complete.

Customer Parts Catalog (CPC) Using CPC Quick Reference

- 8) Enter your customer information. **Be sure to add your model(s) and serial number(s) for this list of parts in the Other Notes section at the bottom.**


The screenshot shows the 'Billing Information' form in the Kobelco CPC software. The form is titled 'Please enter your information below to be displayed on the quote.' and is divided into two main sections: 'Billing Address' and 'Shipping Address'. The 'Billing Address' section contains fields for Account Number, Name (Lynda Farmer), Company (Fancy Farms), Address (100 Route 1), City (Anytown), State/Province (PA), Zip/Postal Code (17557), Country (USA), Primary Phone (717-555-1212), Secondary Phone, Fax, and Email Address (myemail@domain.com). The 'Shipping Address' section has a checkbox labeled 'Shipping is the same as Billing' which is checked. Below these sections is an 'Other Notes' field with the text 'Model SK350 S/N 123456789 for all parts'. The form is part of a larger application window with a menu bar (Model Search, View Parts List, Help, Exit) and a toolbar (< Back, Restore Defaults, Clear All, Continue >). The status bar at the bottom indicates 'Version 1.1.7', 'Warranty and Legal Notices', and 'Powered by PowerView'.

- 9) If you want to save your customer information in a cookie on your computer for the next time you access this program, click the **Save As Default** button at the bottom of the screen before continuing. Your Other Notes entries will not be saved.

- 10) Click Continue when you are ready to proceed.

Customer Parts Catalog (CPC) Using CPC Quick Reference


- 11) On this final screen you will see your local dealerships' information in the top left corner. Also, you will have the option to click Submit Quote Request in the top right if your dealership allows quotes to be submitted via email. Clicking the Submit Quote Request will send an email to your dealership for processing.



Model Search	View Parts List	Help	Exit
------------------------------	---------------------------------	----------------------	----------------------

> [Model Search](#) > [View Parts List](#) > [Billing Information](#) > [Review Parts List](#)

Dealership Name	<input type="button" value=" < Back"/> <input type="button" value=" Print"/> <input style="border: 2px solid red;" type="button" value=" Submit Quote Request"/> <input type="button" value=" Begin New Request"/>
------------------------	---

<p>253 S Route 1 PH: 800-766-1111 P.O. Box 98 201-765-1111 Anytown, PA 54321 Fax: 201-765-2222 USA parts@dealership.com <u>www.mydealership.com</u></p>	
---	---

Billing Address	Shipping Address
Fancy Farms PH: 717-555-1212 ATTN: Lynda Farmer 100 Route 1 myemail@domain.com Anytown, PA 17557 USA	Fancy Farms PH: 717-555-1212 ATTN: Lynda Farmer 100 Route 1 Anytown, PA 17557 USA

Customer #	Date	Purchase Order #
	8 Feb 2007	

Notes: Model SK350 S/N 123456789 for all parts

Part Number	Part Name	Description	Qty
2413N490	ROLLER	Model: SK350-8 ACERA MARK 8 -- 2.011(00) UPPER ROLLER	1
2410P815	SHAFT	SHAFT Model: SK350-8 ACERA MARK 8 -- 2.011(00) UPPER ROLLER	1
2418P25285	RING	COLLAR Model: SK350-8 ACERA MARK 8 -- 2.011(00) UPPER ROLLER	1

- 12) If you do not see the Submit Quote Request button, then print this list and bring it to your local dealer for ordering.

- 13) Clicking Begin New Request will empty the current part list.

If you have any questions, please contact your local dealership.